

HF-CF350



- Features

- Servo motor drive, precision control.
- Split type design, space-saving, easy installation.
- Use low pulsation pump head to reduce the pulsation of the fluid effectively.
- Suitable for micro volume high precision filling.

- Model Number

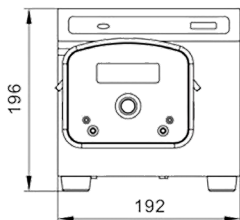
HF-CF350, HF-CF350 Plus, HF-CF600III
 HF-CF600 PlusIII, HF-CF600IV, HF-CF PlusIV



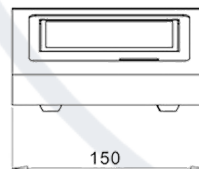
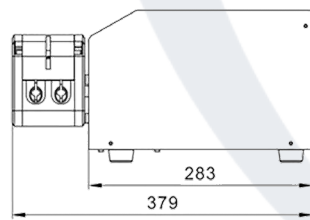
Control Unit

Filling Unit

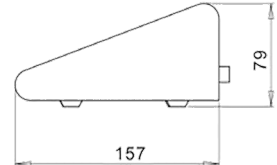
- Dimension Drawing (Unit: mm)



Drive Dimension Drawing



Controller Dimension Drawing



- Technical Specifications

The pump type suffixed with "Plus" support MODBUS communication protocol						
Drive	Pump Head	Flow Rate (ml/min)	Motor Type	Drive Dimension (LxWxH)	Power Consumption	Drive Weight
HF-CF600 HF-CF600Plus	HF-YZ1515x HF-YZ2515x	0.07-2280 1.7-1740	Stepper motor	237.4x152x158 mm	Each unit<50W	4.2 kg
HF-CF600II CF600PlusII	HF-DZ25-3L	2.11-3600				
HF-CF600III HF-CF600PlusIII	HF-DZ25-6L	3.0-6000	Servomotor	283x192x196 mm	Each unit<180W	7.8 kg
HF-CF350 HF-CF350Plus	HF-DY15	0.1-3337	Servo motor	283x192x196 mm	Each unit<180W	7.8 kg
	HF-DY25	4.2-4340				
HF-CF600IV HF-CF600PlusIV	HF-YZ35 HF-YZ35-PPS	6.9-12000	Servo motor	310x228x248 mm	Each unit<300W	11.9 kg